

The background of the advertisement is a photograph of a residential building with a multi-level roof covered in reddish-brown, wavy-patterned tiles. The building has light-colored stucco walls and white decorative eaves. In the foreground, there are lush green palm trees and a flowering bush with bright pink blossoms. The sky is a clear, pale blue.

ENTEGRA

R O O F T I L E

PRODUCT COLLECTION - JULY 2009

RESIDENTIAL



COMMERCIAL



ENTEGRA IS DIFFERENT.

- You will find our employees helpful, considerate, fair and trustworthy. We care about our customers and do all we can to make it easy for you to use our products and services.
- We have the most sophisticated concrete mixing and coloring systems for making concrete roof tiles in the state of Florida. Our batching equipment provides the foundation for consistent tile and reduces the problems associated with color.
- We have the most advanced tile making equipment in the state of Florida. Our tile making equipment ensures consistent dimensions and curing parameters that minimize the problems associated with size, strength and color.
- We are the only roof tile manufacturing company to deliver and roof load our own tile. We own the necessary equipment to deliver the tile to the job site as well as load it on the roof, and we have the trained manpower to load the roof correctly. You may find a way to load it cheaper, but you will not find anyone who consistently does it better or safer.
- Our Customer Service Representatives are on site at the manufacturing facility. They know tile and the Florida market. They are not in a far removed call center.
- We have developed our own custom software to track every necessary detail from the initial order to the final invoice, ensuring our customer's expectations are met.
- Many of our employees have worked in the installation business and have first-hand knowledge of issues faced by roofing contractors.
- We're involved in TRI and FRSA and contribute to solving industry issues. Entegra has played a key role in the development of the TRI/FRSA installation manual, and our management team has significant experience with the Florida codes and how they apply to tile roofing.
- We are a smaller company that can react quickly to the changing needs of our customers. We do not have layers of management located in other states to wade through to address your issues.
- Entegra is the largest independently owned roof tile manufacturing company in the state of Florida.

IF IT'S IMPORTANT TO YOU,
IT'S IMPORTANT TO ENTEGRA.



Estate – Ultra White, Slurry

Entegra offers opportunities to

IMPROVE YOUR HOME'S ENERGY EFFICIENCY

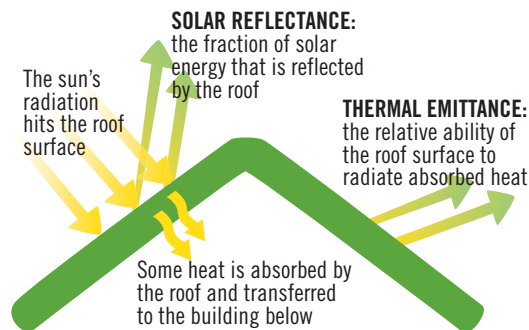
and to save money on your electric bill



COOL ROOF RATING COUNCIL

BENEFITS OF A “COOL” ROOF

A cool roof reflects and emits the sun's heat back to the sky instead of transferring it to the building below. “Coolness” is measured by two properties, solar reflectance and thermal emittance. Both properties are measured from 0.0 to 1.0, and the higher the value, the cooler the roof.



FPL'S REFLECTIVE ROOF INCENTIVE PROGRAM



Florida Power and Light offers an incentive to those who install reflective roofs on their buildings. Entegra has two colors that meet the requirements for FPL incentives — Ultra White Slurry and White Slurry. These colors are offered in the Bella High “S”, Estate “S” and Plantation Flat profiles. Ultra White Slurry is available as a Standard Product in the Estate “S” and Plantation Flat profiles which can be found on pages 9 and 15.

In addition to the up-front incentive distributed by Florida Power and Light, hundreds of dollars can be saved yearly in reduced energy costs by installing a reflective roof.

BENEFITS OF A COOL ROOF

- Increases energy savings
- Decreases global warming
- Reduces urban heat island effect and smog
- Improves occupant comfort
- Complies with codes and green building programs



THIS SYMBOL IDENTIFIES A CRRC RATED TILE OFFERED BY ENTEGRA.

The number on top refers to the solar reflectance and the bottom to thermal emittance. Remember, the higher the numbers, the “cooler” the roof.



Plantation – Ultra White, Slurry



Estate – Ultra White, Slurry

LEED CERTIFIED BUILDING

Leadership in Energy and Environmental Design is a rating system that provides a set of standards for environmentally sustainable construction. LEED certified buildings use resources more efficiently as opposed to conventional buildings that are simply constructed to code. LEED certified buildings provide healthier work and living environments, improved air and water quality and reductions in solid waste—benefitting not only owners and occupiers, but society as a whole.

Studies suggest that an initial up-front investment of 2% extra will yield over ten times the initial investment over the life cycle of the building. The goal is to install long-lasting materials that do not need to be replaced frequently, reducing depletion of natural resources and waste to landfills. Up-front costs are amortized over the life of the building, proving that sustainable products, such as Entegra roof tiles, are a wise and cost-effective investment.

Entegra's concrete roof tile is a product that continues to be manufactured with renewable, recyclable materials. Concrete roof tiles are manufactured from natural materials: sand, cement, water, organic pigments for color and water-based sealers. Where clay tile is baked in a kiln and asphalt shingles are petroleum based, our tile simply has to cure naturally.

We would be happy to assist you with sustainable roofing options should you choose to embark on the LEED journey.

ENTEGR: IS NOT NEWLY GREEN

Entegra is a proud member of the Tile Roofing Institute. TRI members are environmentally conscious companies using policies and practices that reflect a commitment to the conservation of environmental resources. Our roofing tiles are manufactured in accordance with environmental guidelines and are composed of sand, cement and organic pigments for color. Roofing tiles are designed to last long term so they will not add to the tremendous volume of other roofing materials that burden landfills.

HERE'S HOW WE'RE HELPING:

Our recycled tile is used as a base material for repairing and building roads.

Underneath potential contaminant areas of our facility, ground mats were installed before construction to ensure unnatural products would not seep into the ground.

Any waste water generated during production is reclaimed and recycled back into the manufacturing process.

The most energy-consuming portion of manufacturing roof tile is mitigated with our state-of-the-art curing chambers outfitted with top-of-the-line insulation, significantly reducing the energy necessary to cure our tile.

Even this brochure is printed on partially recycled paper.

ENTEGRA OFFERS 5 PROFILES

Here's a quick reference guide for our products. With five profiles and endless colors to choose from, Entegra can manufacture a roof for any structure. Our Standard Product Offering can be found on pages 8-17, but keep in mind that we are capable of producing much more. For additional options, view our Custom Colors and Designer Tiles on pages 18-20.


ESTATE "S"



BELLA HIGH "S"



VALENCIA SPANISH "S"



PLANTATION FLAT



BERMUDA FLAT



COLOR

Tiles are produced as close to samples as possible. The variability of raw materials and other factors may cause the actual colors of the tiles to vary. Concrete roof tiles go through various stages of efflorescence which may also result in some color variation. This is a natural process that takes place in all concrete products, and in time, the tiles will turn a consistent color.

**ESTATE "S"**

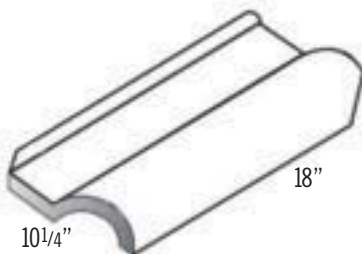
Our most popular profile, the Estate "S" Collection is offered in colors that range from traditional earth tones to Mediterranean inspired blends. This double roll profile is available in color thru or slurry coated tiles.

AVAILABLE
TRIM

**BELLA HIGH "S"**

A new generation of elegance can be found in our Bella High "S" Collection. Manufactured to simulate traditional cap and pan tiles, Old World architecture meets 21st century technology. Bella High "S" is our largest profile and is available in color thru or slurry coated tiles.

AVAILABLE
TRIM

**VALENCIA SPANISH "S"**

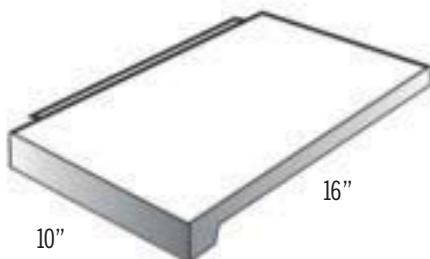
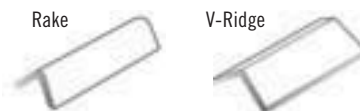
This profile has a handcrafted characteristic, providing an ideal complement to Spanish architecture. Bridging the Old World look of yesterday with the durability of today, the Valencia Spanish "S" Collection is available in color thru only.

AVAILABLE
TRIM

**PLANTATION FLAT**

Clean, classic and contemporary best describes this tile. The Plantation Flat Collection's upscale, yet at home setting complements any structure. Offered in Smooth, Tapered Shake and Slate Like finishes, Plantation Flat is available in color thru and slurry coated tiles.

AVAILABLE
TRIM

**BERMUDA FLAT**

Handcrafted richness evokes the timeless allure of traditional flat tile commonly used throughout the Southeast and the Caribbean. Available in Broom Swept and Smooth finishes, this product adds the perfect touch to your island inspired home. Available in color thru only.

AVAILABLE
TRIM



ANTIQUING

Both the area covered and the amount of antique will vary from tile to tile as Entegra applies antique in a random process. As a result of this technique, the antiquing will range from a soft contrast to a rich tone, enhancing the overall appearance of the roof.

TRIM & ACCESSORIES

Unique trim tiles, oxides, trim lock metal and eave closures are essential finishing touches to complement each of our tile selections. The results produce an authentic look that enhances the curb appeal of any residential, commercial or historical building. Entegra offers a wide array of colors for our barrel, v-ridge, rake and thick butt tiles to match field tile colors. We also provide matching oxides for our color thru and slurry tile to create professional looking mortars. Our trim tiles are produced with the same high quality and durability standards that are found in our field tile.



ESTATE “S” COLLECTION

Carmel with No Antique

Showcased on the rooflines of some of the finest homes, the Estate “S” Collection complements Mediterranean architecture with a vibrant array of tropical and earth tones.

BLENDS BLENDS ARE COMPOSED OF INDIVIDUAL COLORS AND MUST BE BLENDED DURING LOADING AND INSTALLATION.



Autumn

S-CARM-AA-Y-SM-15
S-CDTN-AA-Y-SM-15
S-DSTN-AA-Y-SM-15



Bayside

S-CACL-AA-Y-SM-15
S-TANN-AA-Y-SM-15
S-SPCL-AA-Y-SM-15



Cobble
Stone

S-CDTN-AA-Y-SM-15
S-TANN-AA-Y-SM-15
S-DSTN-AA-Y-SM-15



Harvest

S-COPR-AA-Y-SM-15
S-CACL-AA-Y-SM-15
S-CARM-AA-Y-SM-15



Largo

S-DCTA-BU-Y-SM-15
S-LTBR-BU-Y-SM-15
S-DSTN-AT-Y-SM-15



Monterey

S-CARM-NN-Y-SM-15
S-TERA-NN-Y-SM-15
S-CACL-NN-Y-SM-15



Osceola

S-CACL-AA-Y-SM-15
S-CARM-AA-Y-SM-15
S-TANN-AA-Y-SM-15



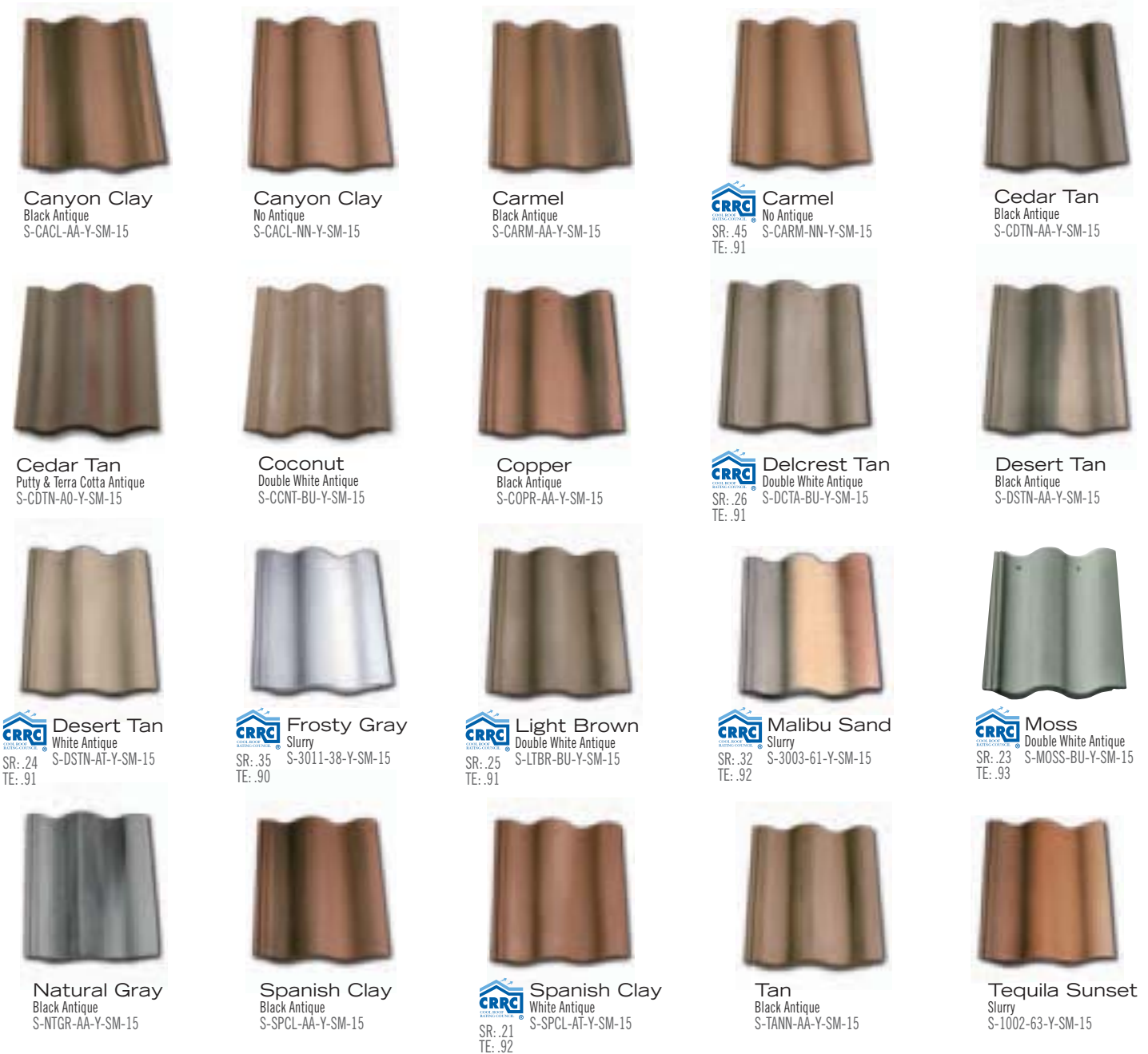
Sienna

S-CARM-AA-Y-SM-15
S-CDTN-AA-Y-SM-15
S-TANN-AA-Y-SM-15

DON'T SEE
A COLOR
YOU LIKE?
Custom Colors
are available. See
page 18 for more
information.

STANDARD COLORS

CATEGORY 1



CATEGORY 2



CATEGORY 3



BELLA HIGH "S" COLLECTION

The Bella High "S" Collection captures the traditional styling of Mediterranean cap and pan tile redesigned for the 21ST century.

Sand Dune Blend

BLENDS BLENDS ARE COMPOSED OF INDIVIDUAL COLORS AND MUST BE BLENDED DURING LOADING AND INSTALLATION.



Bayside

A-CACL-AA-Y-SM-15
A-TANN-AA-Y-SM-15
A-SPCL-AA-Y-SM-15




Cedar Key

A-CACL-AA-Y-SM-15
A-CARM-AA-Y-SM-15
A-SPCL-AA-Y-SM-15



Cobble Stone

A-CDTN-AA-Y-SM-15
A-TANN-AA-Y-SM-15
A-DSTN-AA-Y-SM-15



Monterey Blend

A-CARM-NN-Y-SM-15
A-TERA-NN-Y-SM-15
A-CACL-NN-Y-SM-15



Osceola

A-CACL-AA-Y-SM-15
A-CARM-AA-Y-SM-15
A-TANN-AA-Y-SM-15



Paradise

A-TANN-AA-Y-SM-15
A-SPCL-AA-Y-SM-15
A-CACL-AA-Y-SM-15
A-CDTN-AA-Y-SM-15



River Rock

A-SPCL-AA-Y-SM-15
A-DSTN-AA-Y-SM-15
A-LTBR-AA-Y-SM-15
A-CARM-AA-Y-SM-15



Sand Dune

A-CDTN-AA-Y-SM-15
A-DSTN-AA-Y-SM-15
A-LTBR-AA-Y-SM-15



Sienna

A-CARM-AA-Y-SM-15
A-CDTN-AA-Y-SM-15
A-TANN-AA-Y-SM-15



Sierra Stone

A-CDTN-AA-Y-SM-15
A-TANN-AA-Y-SM-15
A-LTBR-AA-Y-SM-15

STANDARD COLORS

CATEGORY 1



Canyon Clay
Black Antique
A-CACL-AA-Y-SM-15



Canyon Clay
No Antique
A-CACL-NN-Y-SM-15



Carmel
Black Antique
A-CARM-AA-Y-SM-15



Carmel
No Antique
A-CARM-NN-Y-SM-15
SR: .45
TE: .91



Cedar Tan
Black Antique
A-CDTN-AA-Y-SM-15



Coconut
Double White Antique
A-CCNT-BU-Y-SM-15



Delcrest Tan
Double White Antique
A-DCTA-BU-Y-SM-15
SR: .26
TE: .91



Desert Tan
Black Antique
A-DSTN-AA-Y-SM-15



Light Brown
Black Antique
A-LTBR-AA-Y-SM-15



Mango Salsa
Slurry
A-3021-63-Y-SM-15
SR: .37
TE: .91



Moss
Double White Antique
A-MOSS-BU-Y-SM-15



Spanish Clay
Black Antique
A-SPCL-AA-Y-SM-15



Tan
Black Antique
A-TANN-AA-Y-SM-15

CATEGORY 2



Spanish Red
No Antique
A-SPRD-NN-Y-SM-15



Terra Cotta
No Antique
A-TERA-NN-Y-SM-15

CATEGORY 3



Nevada Clay
No Antique
A-NVCL-NN-Y-SM-15
SR: .52
TE: .91



Salmon
Light Yellow Antique
A-SALM-DM-Y-SM-15

DON'T SEE THE PERFECT COLOR?
Custom Colors are available. See page 18 for more information.

Spanish Clay with Black Antique

Tan with Black Antique

VALENCIA SPANISH "S" COLLECTION

Achieve the rustic feel of a Mediterranean villa with Valencia Spanish "S." This beautiful tile is an ideal complement to the textured stucco of Spanish-inspired architecture.

Buttercup Blend

BLENDS BLENDS ARE COMPOSED OF INDIVIDUAL COLORS AND MUST BE BLENDED DURING LOADING AND INSTALLATION.



**Andalusia
Palm**
L-DSTN-AA-Y-SM-15
L-TANN-AA-Y-SM-15
L-SAND-AA-Y-SM-15



**Banyan
Bay**
L-ANTI-AA-Y-SM-15
L-SAND-AA-Y-SM-15
L-DSTN-AA-Y-SM-15




Brynwood
L-SPCL-AA-Y-SM-15
L-TANN-AA-Y-SM-15
L-TERA-AA-Y-SM-15




Buttercup
L-TERA-AA-Y-SM-15
L-CEDR-AA-Y-SM-15
L-ANTI-AA-Y-SM-15
L-TANN-AA-Y-SM-15




**Casa
Lindo**
L-TERA-AA-Y-SM-15
L-TANN-AA-Y-SM-15
L-CACL-AA-Y-SM-15



Fuego
L-FUEG-ON-Y-SM-15



**Grand
Cay**
L-CEDR-AA-Y-SM-15
L-TANN-AA-Y-SM-15
L-TERA-AA-Y-SM-15



**Old
Sedona**
L-CACL-AA-Y-SM-15
L-SPCL-AA-Y-SM-15
L-TANN-AA-Y-SM-15



Pebblebrook
L-CACL-AA-Y-SM-15
L-TANN-AA-Y-SM-15
L-ANTI-AA-Y-SM-15

STANDARD COLORS

CATEGORY 1



Antigua
Black Antique
L-ANTI-AA-Y-SM-15



Canyon Clay
Black Antique
L-CACL-AA-Y-SM-15



Carmel
Black Antique
L-CARM-AA-Y-SM-15



Desert Tan
Black Antique
L-DSTN-AA-Y-SM-15



Sandstone
Black Antique
L-SAND-AA-Y-SM-15



Spanish Clay
Black Antique
L-SPCL-AA-Y-SM-15



Tan
Black Antique
L-TANN-AA-Y-SM-15

CATEGORY 2



Adobe Clay
No Antique
L-ADCL-NN-Y-SM-15



Cedar
Black Antique
L-CEDR-AA-Y-SM-15



Spanish Red
No Antique
L-SRED-NN-Y-SM-15



Terra Cotta
Black Antique
L-TERA-AA-Y-SM-15

CATEGORY 3



 Doral Orange
No Antique
L-DOOR-NN-Y-SM-15
SR: .45
TE: .92



 Nevada Clay
No Antique
L-NVCL-NN-Y-SM-15
SR: .52
TE: .91

DON'T SEE
A COLOR
YOU LIKE?
Custom Colors
are available. See
page 18 for more
information.

Spanish Clay with Black Antique

Antigua with Black Antique

PLANTATION FLAT COLLECTION

From a rustic shake look to a contemporary feel, the Plantation Collection presents a roofline tailored to the style of your home.

Slate with Black Antique, Tapered Shake

STANDARD COLORS

CATEGORY 1




Butterscotch
No Antique, Smooth
SR: .19 F-BUTT-NN-Y-SM-15
TE: .92



Cedar Tan
Black Antique, Tapered Shake
F-CDTN-AA-Y-TS-15



Cedar Tan
Terra Cotta & Gray Antique, Slate Like
F-CDTN-BD-Y-SL-15



Coconut
Double White Antique, Slate Like
F-CCNT-BU-Y-SL-15



Light Brown
Black Antique, Wood Grain
F-LTBR-AA-Y-WG-15



Moss
Double White Antique, Slate Like
F-MOSS-BU-Y-SL-15




Natural Gray
Black Antique, Smooth
F-NTGR-AA-Y-SM-15



Natural Gray
Double White Antique, Slate Like
SR: .23 F-NTGR-BU-Y-SL-15
TE: .92



Slate
Black Antique, Tapered Shake
F-SLAT-AA-Y-TS-15



Tan
Light & Medium Brown Antique, Wood Grain
F-TANN-BO-Y-WG-15



Taupe
Black Antique, Tapered Shake
F-TAUP-AA-Y-TS-15

CATEGORY 3



Ultra White
White on White Slurry, Smooth
SR: .82 F-4001-00-Y-SM-15
TE: .91

INTRODUCING WOOD GRAIN TEXTURE

Available in Plantation Flat, this new texture simulates authentic wood shake — without the expense or headache!

Ultra White with White on White Slurry, Smooth

Butterscotch with No Antique, Smooth

DON'T SEE
A COLOR
YOU LIKE?

Custom Colors
are available. See
page 18 for more
information.

BERMUDA FLAT COLLECTION

Handcrafted, the unique dimensions of Entegra's Bermuda Collection are reminiscent of the Islands. This tile is inspired by traditional roofs from the British Colonial era, giving a Caribbean feel to any structure.

Lignite with No Antique, Broom Swept

STANDARD COLORS

CATEGORY 1



Cedar Tan
No Antique, Broom Swept
SR: .21 N-CDTN-NN-Y-BS-15
TE: .92



Lignite
No Antique, Broom Swept
N-LIGN-NN-Y-BS-15



Natural Gray
No Antique, Broom Swept
SR: .23 N-NTGR-NN-Y-BS-15
TE: .92




Natural Gray
No Antique, Smooth
SR: .23 N-NTGR-NN-Y-SM-15
TE: .92



Sierra Brown
No Antique, Broom Swept
N-SIBR-NN-Y-BS-15

CATEGORY 2



Indian Red
No Antique, Broom Swept
N-INDI-NN-Y-BS-15



Indian Red
No Antique, Smooth
N-INDI-NN-Y-SM-15

CATEGORY 3



White
No Antique, Smooth
N-WHIT-NN-N-SM-15



Cedar Tan with No Antique, Broom Swept



White with No Antique, Smooth

DON'T SEE
A COLOR
YOU LIKE?
Custom Colors
are available. See
page 18 for more
information.



Plantation — Sierra Brown with Black Antique, Tapered Shake



Valencia — Carmel with White Antique, Spanish Clay with White Antique, Terra Cotta with White Antique

CUSTOM COLORS

AVAILABLE IN EVERY PROFILE GIVING YOU CHOICES—
LOTS OF THEM

At Entegra, we want you to get the roof you desire. By using our Custom Color option, you can combine any of our five profiles with the large variety of base colors, antiques/ashes and textures we have manufactured in the past, or you can have us match a color you have in mind. Want more? You can create your own Custom Blend by combining your favorite colors.

Entegra now offers a special option for Custom Blends. We can produce each color in the blend, one after another, without cleaning the mixer, belts and tile making equipment between each color. This results in a transition of color from one to the next, enhancing the blend with a softer look. Producing these blends is more efficient for us, meaning lower costs for you.

Please visit our website (www.entegra.com) for a list of custom colors we have previously manufactured.

PRODUCT ID SYSTEM

Profile	Base Color	Antique/Flash	Sealer	Finish	Nail Hole
F	SAND	NN	N	SM	15
S	3 0 0 1	3 0	Y	SM	15

TO CREATE YOUR CUSTOM COLOR, FOLLOW THE STEPS BELOW.



1 CHOOSE ONE OF OUR 5 PROFILES



2 CHOOSE ONE OF OUR 80+ BASE COLORS
or bring in an article of inspiration and we'll match it



3 CHOOSE FROM OUR 20+ ANTIQUES AND FLASHES



4 CHOOSE ONE OF OUR 24 TEXTURES

5 ENJOY YOUR CUSTOMIZED TILE ROOF!



Plantation – Cocoa with Black Antique, Broom Swept



Valencia – Terra Cotta with Black Antique, Adobe Clay with Black Antique




Bermuda – Custard with No Antique, Smooth



Estate – Canyon Clay with Yellow Antique



Estate – Canyon Clay with Black Antique; Cedar Tan with Black Antique; Tan with Black Antique



Plantation – Dark Brown with No Antique, Smooth

Final color selection should be made from full size samples.



YOU DREAM IT— WE'LL BUILD IT

**DESIGNER TILES ALLOW YOU TO
WORK WITH OUR TECHNICAL STAFF
TO CREATE A TRULY UNIQUE ROOF.
IF IT CAN BE DONE, WE WILL FIND A
WAY TO MEET YOUR REQUESTS.**

ABOVE LEFT: Located in a prestigious Southeast Florida neighborhood, the customers were looking for a unique roof to set their home apart from others. After meeting with our Design Team experts, these homeowners decided on a white roof constructed of all thick butt tiles.



Whereas thick butt tiles are typically trim tiles placed on the lower edge of the roof in place of eave closure, these homeowners chose to use thick butt tiles throughout their entire roof to get the look of the traditional poured concrete roofs of the British colonies. The results produced a beautifully tailored roofline, separating their house from the mainstream.

ABOVE RIGHT:

To complement the Old World Renaissance architecture of their home, these owners wanted to find a unique roof to complete their project. They desired the look of an old cap and pan style roof, yet they wanted to take advantage of 21ST century roofing advancements. That's why they turned to Entegra with a photo of inspiration they took on their vacation in Italy.

We began this Designer Tile by manufacturing our Valencia Spanish "S" profile in the six color blend the owners chose. While the tiles were still wet, we hand cut the flat portion off of each tile, leaving just the cap. From there, the tiles cured as usual and were then installed using generous amounts of gray mud to achieve the desired effect.





ENTEGRA ADVANTAGES

- **Full-service tile company.**

Field tile, trim tile, oxides, eave closures and trim lock metal — Entegra is a one stop shop for your concrete roof tile needs.

- **State of the art manufacturing plant ideally located.**

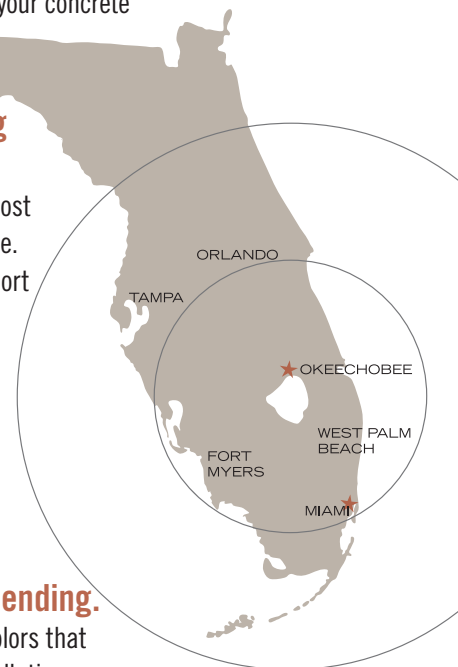
Our manufacturing facilities house the most advanced tile making equipment available. Located in Okeechobee, Florida, it is a short drive to anywhere in the state.

- **Professional delivery and loading services.**

On the ground or on the roof, it will be on time.

- **Professional multi-color tile blending.**

Our blends are composed of individual colors that are hand-blended at random during installation, leaving your roof with a natural looking blend.





PALLET PACKAGING

TILE TYPE	PCS PER PALLET	SQ. PER PALLET	LBS PER PALLET	HEADLAP	TILES PER SQ.	WEIGHT PER SQ.	MIAMI DADE NOA	FBC APPROVAL
ESTATE "S"	240	2.63	2400	2" 3"	84 91	840 910	06-0713.04 NON-HVHZ 06-0310.05 HVHZ	FL 7804.5-R2 FL 7804.6-R2
BELLA HIGH "S"	210	2.44	2230	2" 3"	79.5 85.5	875 941	06-0713.03 NON-HVHZ 06-0324.01 HVHZ	FL 7804.1-R2 FL 7804.2-R2
VALENCIA SPANISH "S"	300	2.91	2700	2"±1/2"	103	1050	06-0713.05 NON-HVHZ 06-0606.06 HVHZ	FL 7804.10-R2 FL 7804.9-R2
PLANTATION FLAT	210	2.31	2375	2" 3"	84 91	913 990	06-0713.06 NON-HVHZ 05-0413.01 HVHZ	FL 7804.7-R2 FL 7804.8-R2
BERMUDA FLAT	300	2.44	2750	2" 3"	114 123	1,042 1,124	06-0713.02 NON-HVHZ 06-0606.05 HVHZ	FL 7804.4-R2 FL 7804.3-R2
BARREL RIDGE	132		1360				THE ABOVE REFERENCED NOA NUMBERS ARE CURRENT AS OF THE PUBLISHING OF THIS BROCHURE. PLEASE VISIT OUR WEBSITE FOR THE MOST RECENT NUMBERS.	
RAKE	185		1536					
THICK BUTT	220		1786					
V-RIDGE	192		2288					

MAINTENANCE OF YOUR ENTEGRA ROOF TILES - Since roofs can be extremely dangerous and the risk of injury is high, it is always best to hire a professional when working on and/or maintaining your roof. Nearly all building products in the Southeast are subject to mildew and/or algae growth because of climatic conditions. Dirt and other particles contained in the air collect on the surface of the roof tile. Morning dew, rain and humidity then provide the necessary moisture for mildew/algae growth. In most cases, the use of a pressure washer will remove the mildew/algae. After cleaning, most roofing products will exhibit slight shading variations that may not have been present prior to cleaning. Exposure to sunlight, shade and rain all create slight variations in the roof tile color as well as slight texture differences, depending on the exposure to the elements.